

Button Jeweller

Wireless smart button.



Detailed information about the device is available via QR code or by the link:


 <https://ajax.systems/support/devices/button>




2
GRADE
EN 50131

Key features

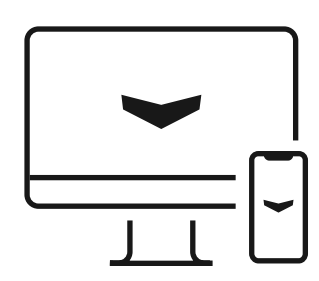
Button has **three operating modes**: Panic, Control of the relays and sockets, Mute fire alarms. The installer or user with admin rights can configure the mode in the Button settings remotely.



No need of waking up the device for its triggering



Protection against accidental alarm activation: double or long press



Configuring in the Ajax mobile and desktop apps



Pairing with the security system via QR code

Panic button

In Panic mode, Button supports one of 8 types of events: intrusion, fire, medical help, panic button, gas alarm, malfunction, leakage, or custom.

The custom type is used, for example, to notify about switching off the boiler. This event is displayed in the Ajax apps, but is not sent to the monitoring station, and to users via SMS.



The event type is configured in the Button settings. The type of event determines the alarm code sent to the security company monitoring station (CMS) and the notification text received by the user. This ensures an accurate response to the threat.



Control of the automation devices

In Control mode, Button activates the automation devices: relays and smart sockets. The button can control one automation device or several devices at once.

The automation device can be activated with a long or short press. For example, turn on the light in the store with a Button short press and turn it off with a long one.

Encrypted two-way communication



The security company and users know exactly which button was triggered, the type of button alarm, and when and where it happened. Informative notifications and encrypted two-way communication are provided via the Jeweller radio protocol.


The maximum Button radio communication range with a hub or range extender is 1,300 meters in an open space. The protocol uses device authentication for each communication session to protect against spoofing.

Quick pairing and installation

Connecting and configuring process saves time of the installers. To add Button to the system, scan the QR code via Ajax app, assign the name to the device, and select the group. The button is configured remotely. The installer does not need to visit the facility to change the type of alarm or create an automation scenario.

Users can carry Button with them. For example, on a string or a key ring. If necessary, the button can be fixed on a flat surface using the Holder bracket. Holder sold separately.

Technical specifications

<p>Compliance with standards</p>	<p>EN 50131 (Grade 2)</p> <p>Compatibility</p> <p>Control panels all Ajax hubs</p> <p>Range extenders all Ajax range extenders</p>
<p>Event types</p>	<p>Intrusion</p> <p>Fire</p> <p>Medical help</p> <p>Gas alarm</p> <p>Panic button</p> <p>Malfunction</p> <p>Leakage</p> <p>Custom</p> <p>Adjusted by the PRO or user with admin rights. The type of event is indicated when Button Jeweller is in Panic mode</p> <p>Operation modes</p> <ol style="list-style-type: none"> 1. Panic button 2. Control of the automation devices 3. Mute interconnected fire detectors alarms <p>Adjusted by the PRO or user with admin rights</p>
<p>Communication with control panel or range extender</p>	<p> Jeweller communication technology</p> <p>Frequency bands 866.0–866.5 MHz 868.0–868.6 MHz 868.7–869.2 MHz 905.0–926.5 MHz 915.85–926.5 MHz 921.0–922.0 MHz Depends on the sales region</p> <p>Maximum effective radiated power (ERP) up to 20 mW</p> <p>Radio signal range up to 1,300 m Between the hub or range extender and Button</p> <p>Protection against accidental press</p> <p>Double or long press Adjusted by the PRO or user with admin rights. Protection can be enabled if Button Jeweller is in Panic mode</p>

Communication with control panel or range extender	Protection against spoofing device authentication		
Power supply	1 CR2032 battery	Operating parameters	Operating temperature range from -10°C to +40°C Operating humidity up to 75% Protection class IP55
Enclosure	Colour black, white Dimensions 47 × 35 × 13 mm Weight 16 g	Complete set	Button Jeweller 1 CR2032 battery Pre-installed Double-sided tape Quick Start Guide